



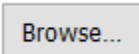
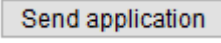


HOW TO UPLOAD YOUR APPLICATION:

1. Click the [Employment Application](#) link to open the application form.
2. Once the application form has opened, save the document to your computer using the appropriate button listed below:
 - a. **FireFox** - 
 - b. **Chrome** - 
 - c. **Internet Explorer** - 
3. Open the file  [Employment-Application.pdf](#) this file should be saved to your downloads folder or in your specified location.
4. You can fill out the document if you have **Adobe Reader** installed.
 - a. <https://get.adobe.com/reader/>
5. When you have filled out the application form save it and click the  button found where you downloaded the [Employment Application](#) document.
6. Finally click the  button to submit your application for review.